



The New Tapestry Look

App Walkthrough for
Parents & Carers

www.tapestry.info

Welcome to the new Tapestry look



Tapestry is the original and leading platform for early childhood education—helping nurseries, childminders, and schools with the daily running of their settings, supporting them to nurture partnerships with families, and promoting children’s learning and development.

This guide is here to help you get familiar with Tapestry’s refreshed design, launching in the **2025/26 academic year**. The updated look has been built to make your day-to-day use of Tapestry easier and ready for **exciting new features** still to come.

This walkthrough focuses on the **Parents & Carers App** view. If you're not a parent or carer, please refer to the Managers & Staff walkthrough instead.

If you have any questions about the new design, you can find more information on [our dedicated page on the Tapestry website](#).

Thanks for being part of Tapestry—we can’t wait for you to try the new look.

The Tapestry Team



www.tapestry.info

A note on the new Tapestry app



As part of Tapestry's exciting new look, we're introducing a brand-new Tapestry app—created to match the fresh design and feel.

This will be a completely separate app (not an update to the existing one), so you'll need to download it from the App Store or Google Play once it becomes available. We'll share direct download links as soon as it's live.

We encourage you to download it as soon as it is available so you can get familiar with the new layout and features.

Don't worry—during the transition, you'll be able to use both the old and new apps. Everything you upload will be saved regardless of which version you use, so no work will be lost. Once the transition period is over, we'll retire the old app, so we strongly recommend that you start using the new one as soon as possible.

Contents



• A modern login page	5
• Quick access menu	6
• Threads	7
• Observations	8
• Care Diary & Accident Forms	9
• Messaging	10
• Notifications & Announcements	11
• The new extended menu	12
• Your account settings	13



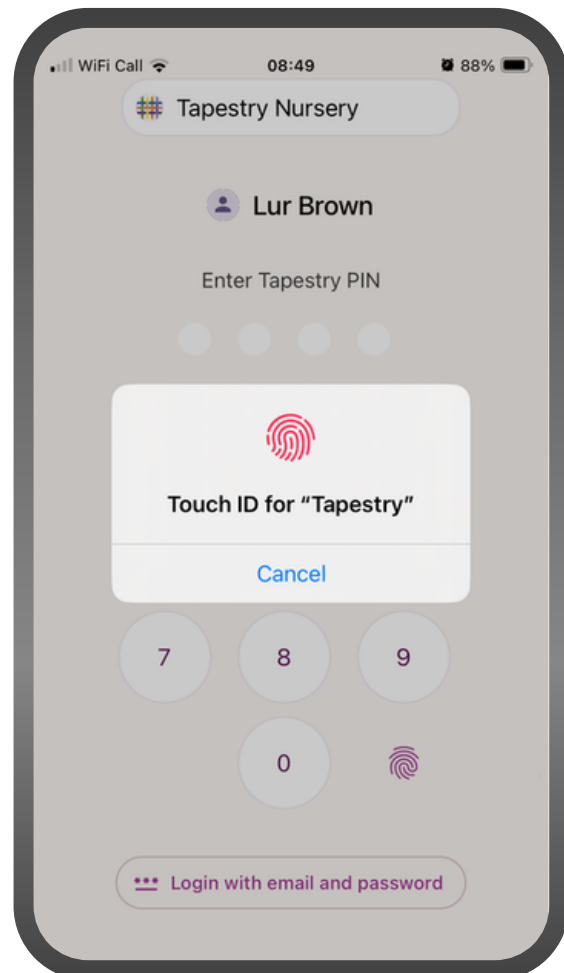
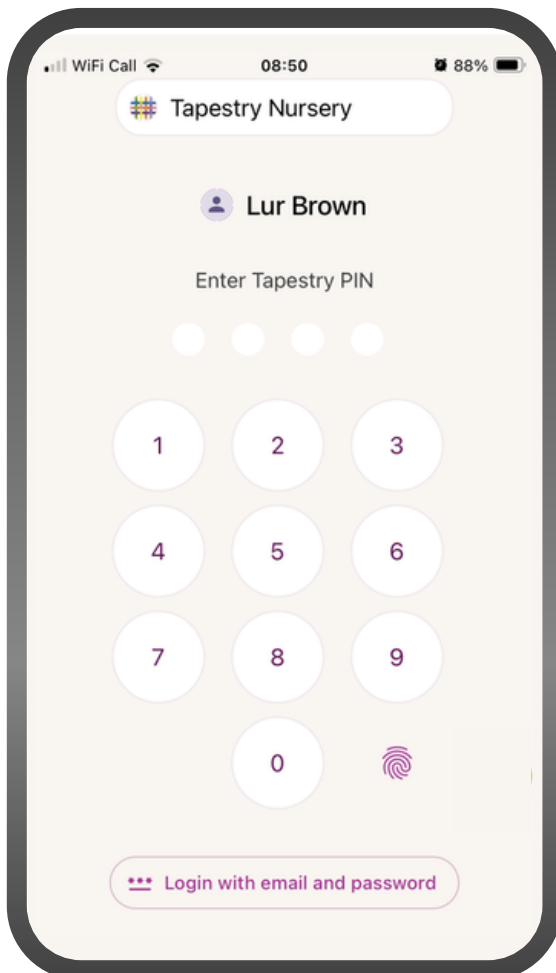
A modern login page



A consistent login page

We are updating the look and feel of the Tapestry app login page to match the new refreshed design.

You'll still be able to log in using your password, PIN or biometrics (such as touch and face ID).



Quick access menu

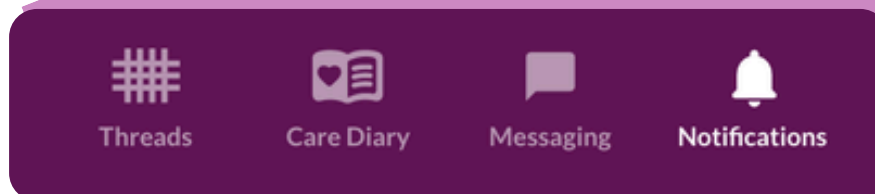
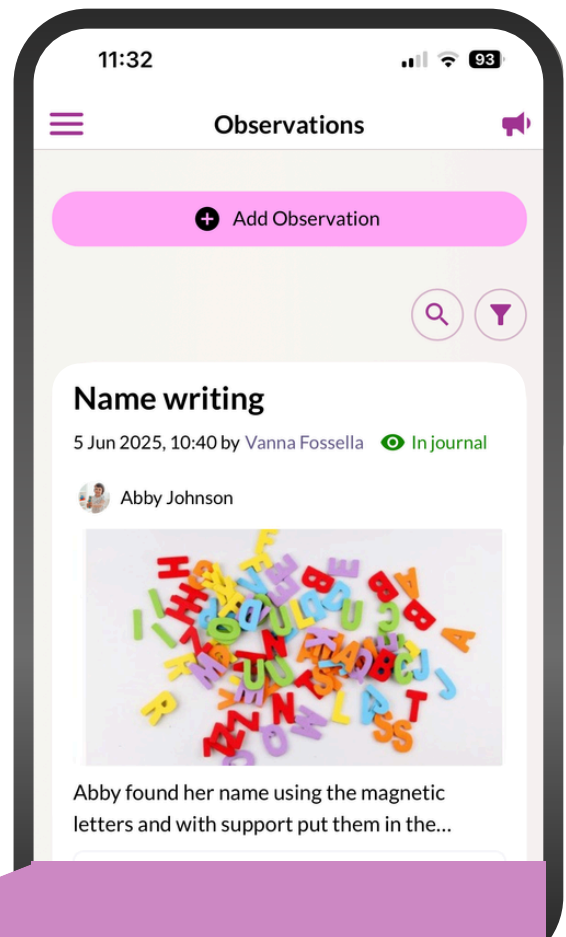


A smoother experience

The new app is all about making things quicker and easier to use.

Your key tools will be located in the bottom menu, based on the features turned on in your account. For example, if your child's setting or school is using the Care Diary, this will appear at the bottom. If they are not, then it won't show up.

Because the app now works a lot like the browser version, we won't walk through every single feature here. Instead, we'll take a closer look at Observations and the Care Diary.



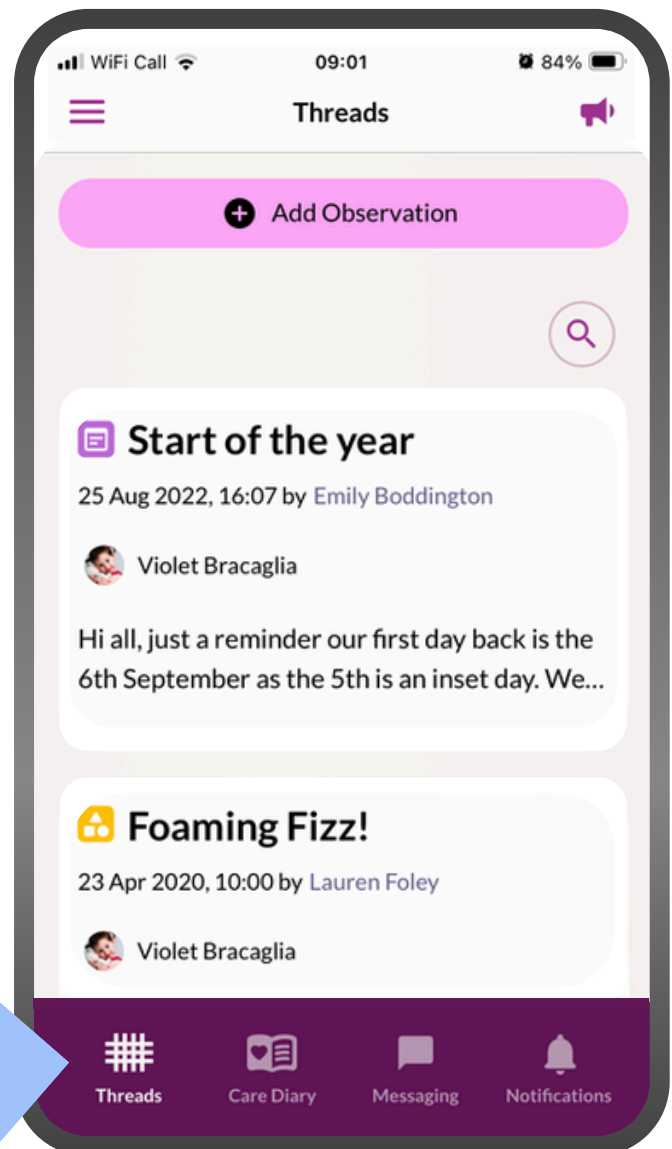

Threads



Threads

Think of Threads as your personal newsfeed — a single, scrollable timeline where you'll see all of your child's observations, activities, and any memos shared with you.

You can also use the search bar to quickly find a specific thread whenever you need



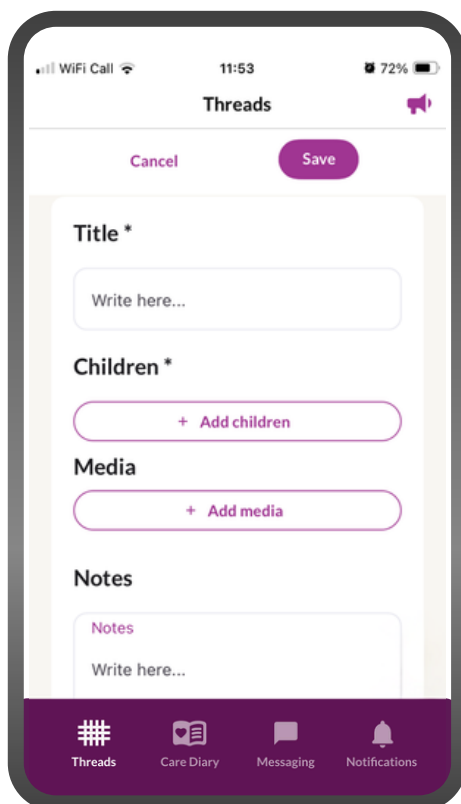
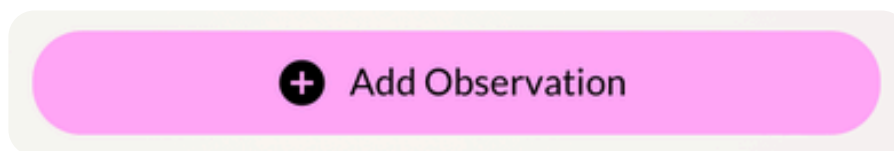
Observations



Creating an observation

The Observations form has been redesigned to reduce clutter and make it simpler to find your way around. So telling staff about your child's experiences at home will be quick and easy.

New feature: A new addition is the ability to edit media! You'll be able to blur faces or add fun stickers.



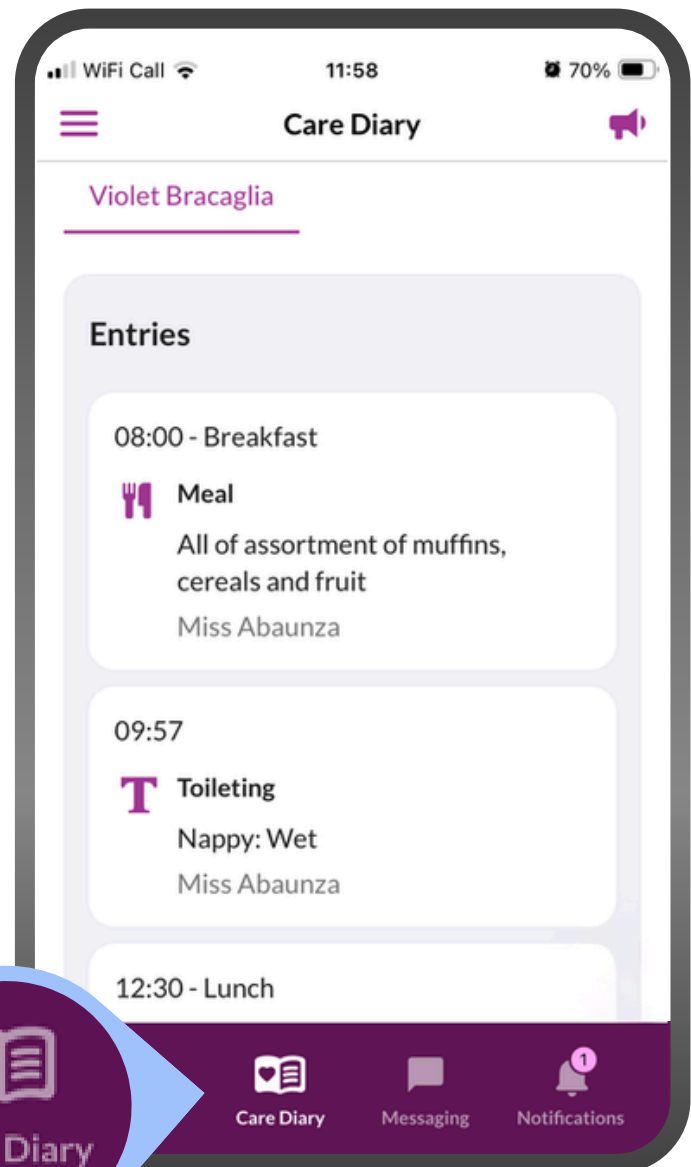
The Care Diary And Accident Forms



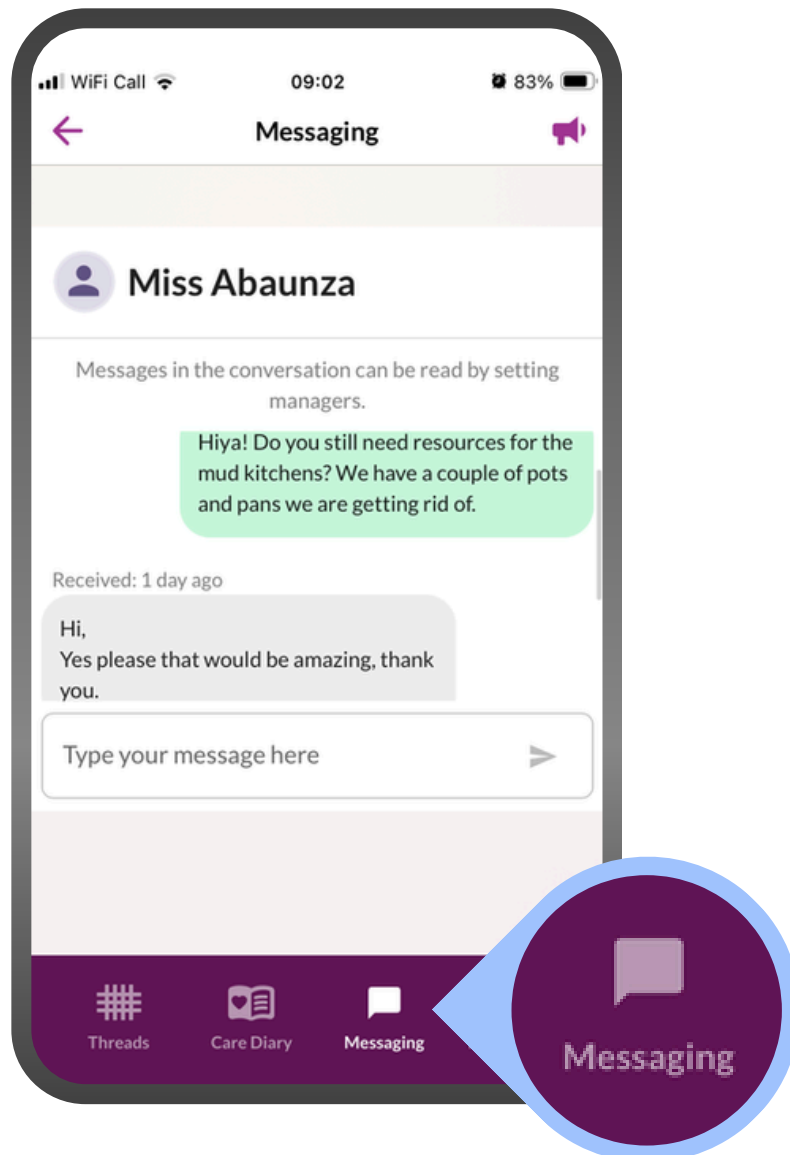
The Care Diary

The Care Diary has been given a thoughtful refresh as part of the new Tapestry design.

You'll now see your child's daily care information presented in an easy-to-read layout, meaning less scrolling.



Messaging



Messaging

Your secure, day-to-day messaging isn't going anywhere — it'll remain one tap away for quick and easy access whenever you need it.

Notifications & Announcements



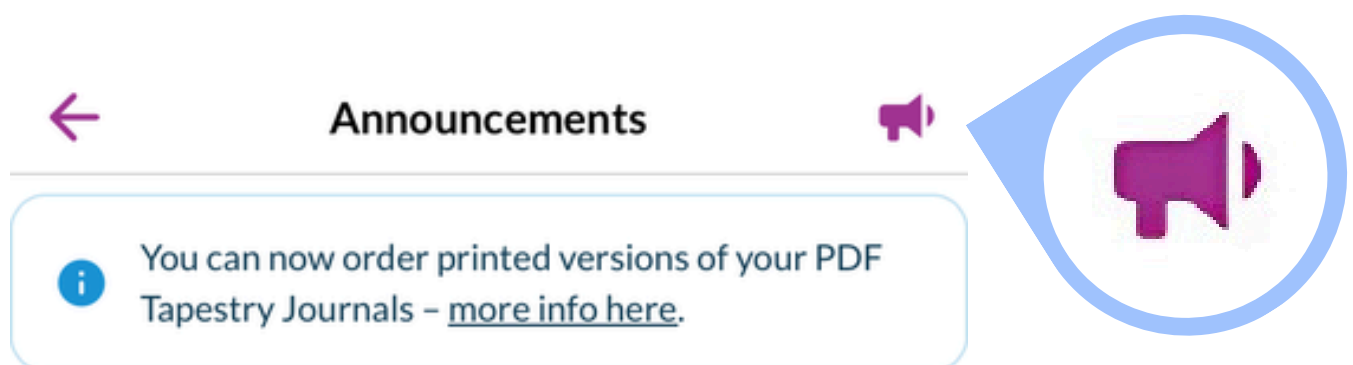
Notifications

You'll still get all your usual updates—like new observations or comments—but now we've made it easier to stay connected, with important information inside the app too.



You might be used to seeing the yellow banner on the browser version (for things like new feature announcements).

You'll be glad to see that these updates will now appear in the new **Announcements section**—the megaphone—where you'll find all the key information we think you should know about, right where you need it.



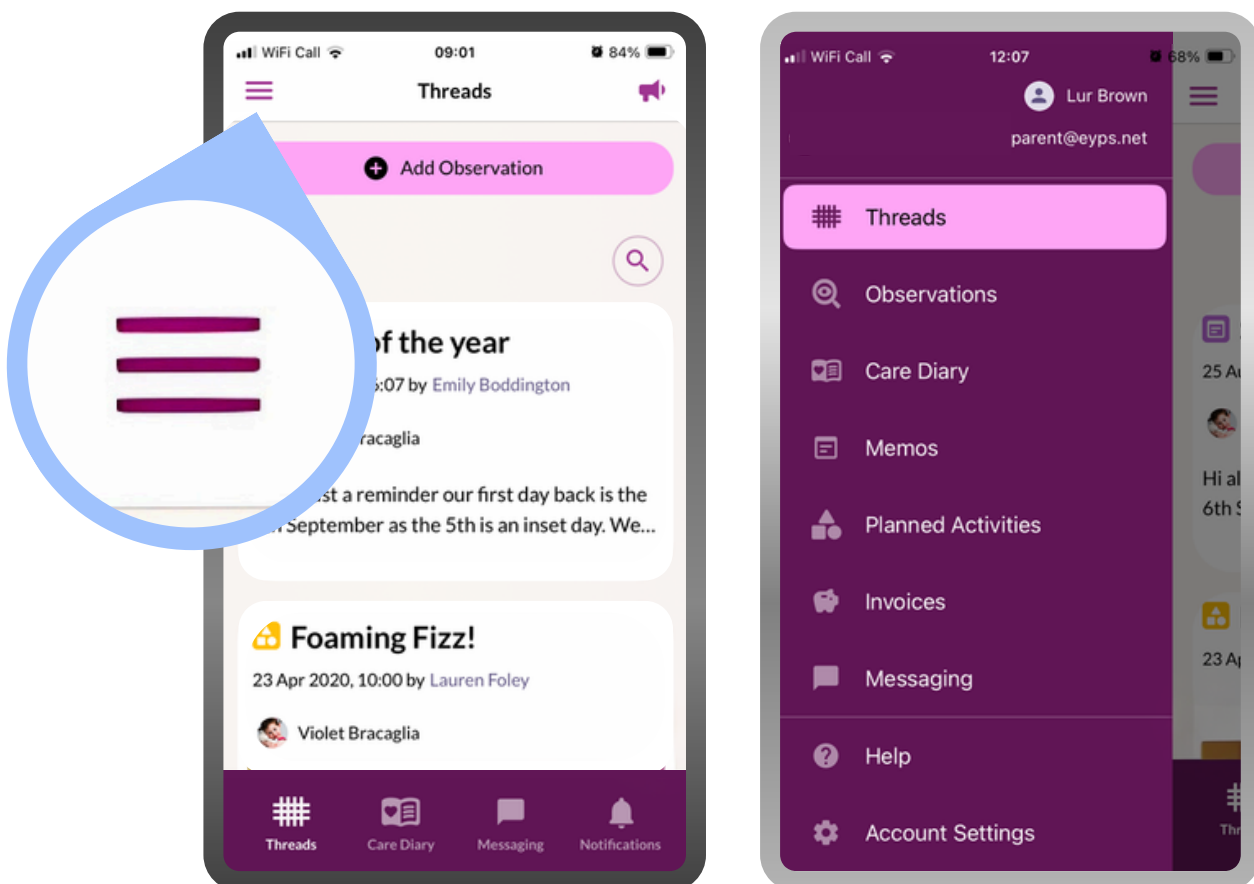
A menu bar with room for growth



☰ The new burger menu

One of the big goals with the new app is to give you more functionality, so you can get access to more information on the go.

To help with that, we've added a new burger menu (that's the three horizontal lines in the corner), which neatly holds all the features you can access from the app—with space to grow as we add more.



Your account settings

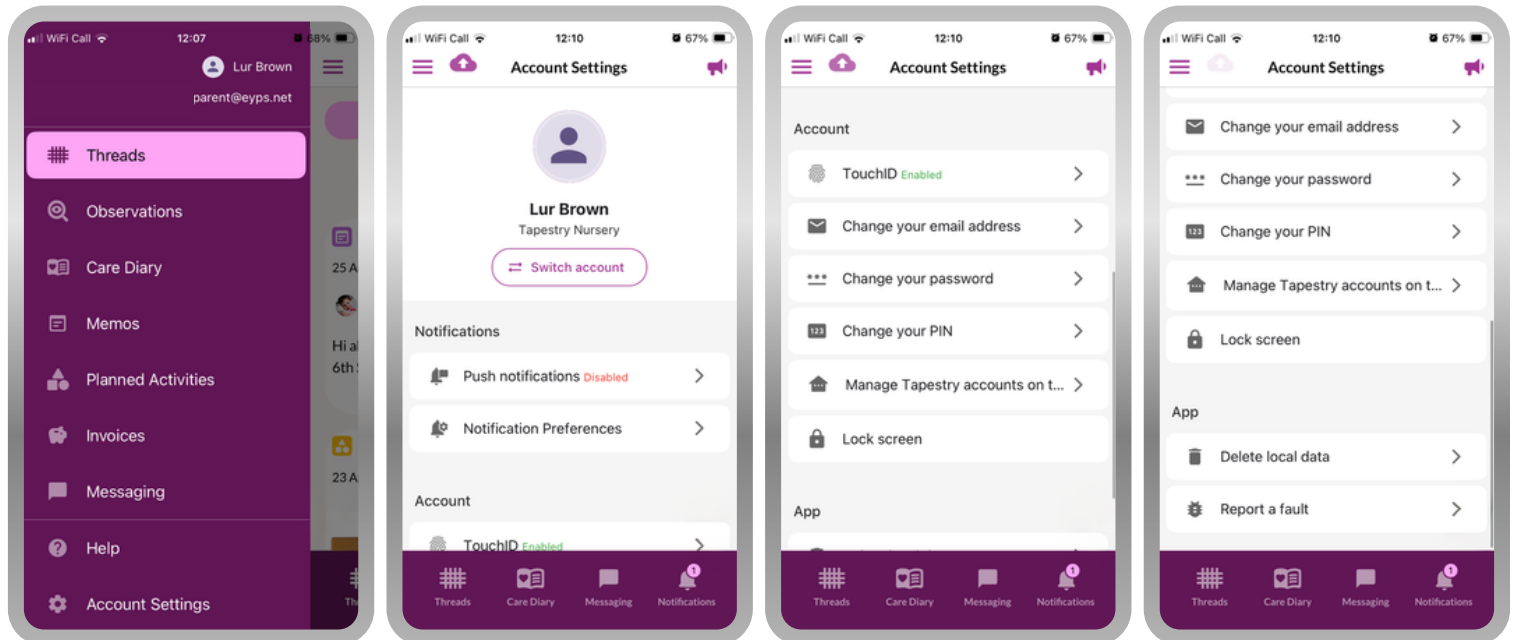


Your account settings

This is where you'll manage key settings — like notifications and login credentials.

Specifically, you'll be able to:

- Update your **notification preferences**
- Manage your **account** settings (e.g. login credentials)
- Delete **your local data** and **report app faults**
- **Switch accounts** (great if you have more than one child and they have different accounts!)



Tapestry

New Look FAQs

*Weaving every child's
learning journey together.*

www.tapestry.info

