





Monday	Tuesday	Wednesday	Thursday	Friday
<p><b><u>English</u></b></p> <p>Read <u>A Life in the Sky</u> from Oxford Owl.  <a href="https://www.oxfordowl.co.uk/api/interactives/12935.html">https://www.oxfordowl.co.uk/api/interactives/12935.html</a></p> <p>Can you make your own glossary of any words you don't know the meaning of? Don't forget it needs to be in alphabetical order. Use a dictionary to find the definitions.</p> <p>Education City – Activity – 'Hedgehog and Mouse'</p> <p>Visit Espresso for some phonic activities. (English 1-Phonics)</p>	<p><b><u>English</u></b></p> <p><u>A Day in the Life</u></p> <p>Imagine you are a bird that you might have seen in your garden like a wren, blackbird, thrush etc. Write a plan of things that you might do during a day in the life of a bird. It might start off with waking in your nest, finding worms for breakfast, finding feathers, twigs to strengthen your nest, sitting on your eggs in the nest (the eggs might begin to crack – what happens?), you might fly further afield to visit another bird, the people that own the garden where your nest is might come out and play, do you see anyone bird spotting? How might the day end?</p> <p>You could use any research you do for today's topic to give you ideas. Remember to use some exciting adjectives in your plan.</p> <p>Education City – Learn Screen 'Capital Cricket'</p>	<p><b><u>English</u></b></p> <p>Now can you use your plan to write a about the day in the life of a bird? Keep looking at your plan to help you write. Remember you are writing as if you are the bird so you need to write in the first person, using the pronoun 'I'.</p> <p>Don't forget to use punctuation, expanded noun phrases and conjunctions.</p> <p>Education City – Activity 'Capital Cricket'</p> <p>Espresso – English 1-Spelling – Activities – Contractions: match the word</p>	<p><b><u>English</u></b></p> <p>Edit your work from yesterday, use a green pen if you have one! Check you have used punctuation correctly. Check your spellings, especially spelling common exception words. Can you improve your sentences by adding in conjunctions or expanded noun phrases?</p> <p>Are you happy with your edited work now?</p> <p>Education City – Learn Screen 'Grandly Geographic (England)'</p> <p>Espresso – English 1-Spellings-Activities-Compound Words: Connect the words</p>	<p><b><u>English</u></b></p> <p><u>BBC Bitesize</u></p> <p><u>A reading lesson – Daisy and the Trouble with Life by Kes Gray</u>  <a href="https://www.bbc.co.uk/bitesize/articles/zmp2mfr">https://www.bbc.co.uk/bitesize/articles/zmp2mfr</a></p> <p>Listen to the story extract and complete the activities.</p> <p>Education City – Activity 'Grandly Geographic (England)'</p> <p>Espresso – English 1-Spellings-Activities-Suffixes: Adding -er and -est to adjectives</p>

	<p>Expresso – English 1-Speaking &amp; Listening-Performing Poetry - The Porridge is Bubbling</p>			
<p><b>Maths</b> My Maths- ‘Introducing Written Methods’ Lesson and Homework</p> <p>Education City – Activity ‘About Turn’</p> <p>TTRockstars</p>	<p><b>Maths</b> My Maths-‘Sharing’ Lesson and Homework</p> <p>Education City – Activity ‘Hit a Puck’</p> <p>TTRockstars</p>	<p><b>Maths</b> My Maths- ‘Dividing’ Lesson and Homework</p> <p>Education City – Activity – ‘Carnival Capers’</p> <p>TTRockstars</p>	<p><b>Maths</b> My Maths- ‘Introducing Fractions’ Lesson and Homework</p> <p>Education City – Activity ‘Summer Fair’</p> <p>TTRockstars</p>	<p><b>Maths</b> My Maths- ‘Simple Fractions’ Lesson and Homework</p> <p>Education City – Activity ‘Slithering Heights’</p> <p>TTRockstars</p>
<p><b>Topic</b> <u>Black Lives Matter</u> Last week you found out about Rosa Parks and Martin Luther King who were influential to the black civil rights movement. Now we are going to look at recent events.</p> <p><b>What is the difference between brown and white eggs?</b> Talk about it.</p> 	<p><b>Topic</b> Look at the slides 3, 4 and 5 of the Power Point ‘BLM’ - Tuesday</p>  <p><b>Why are these children holding banners?</b></p>	<p><b>Topic</b> Look at the slides 6, 7, 8 of the Power Point ‘BLM’ –</p>  <p>Wednesday</p> <p><b>What is this little girl telling us?</b></p>	<p><b>Topic</b> Look at the slides 9, 10, 11 of the Power Point ‘BLM’ – Thursday</p>  <p><b>Why is this issue important right now?</b></p> <p><b>What/who makes you feel safe and happy?</b></p>	<p><b>Topic</b> Thinking back over the week’s discussions, can you make a poster about what we can do as a community to end racism? Think about rights, kindness, responsibility, empathy (the ability to be able to understand and share the feelings of another) and friendship.</p>

<p>Now look at and discuss the Black Lives Matter power point Side 1 and 2 (See power point) with your adult.</p>				
<p><b><u>PSHE/Arts</u></b> Espresso – Key stage 1 - News Bites and quiz.</p> <p>Have a look at ‘Sculpture and the Landscape’ in Espresso – Art 1 – What is sculpture?- Sculpture and the Landscape. Watch the videos and then go to ‘Things to do –Describe a Sculpture’ (This is next to the video ‘Sculpture and the Landscape’)</p> <p>If you wanted to you could research Henry Moore – the sculptor mentioned in the second video.</p>	<p><b><u>PSHE/Arts</u></b> Create your own musical instrument using the clip below as inspiration.</p> <p><a href="https://www.youtube.com/watch?v=7sUNXA4NYKI">https://www.youtube.com/watch?v=7sUNXA4NYKI</a></p>	<p><b><u>PSHE/Arts</u></b> Can you paint a picture online using the link below?</p> <p><a href="https://kidmons.com/game/paint-online/">https://kidmons.com/game/paint-online/</a></p>	<p><b><u>PSHE/Arts</u></b> <u>BBC Bitesize Start Singing</u></p> <p><a href="https://www.bbc.co.uk/bitesize/articles/zr4nscw">https://www.bbc.co.uk/bitesize/articles/zr4nscw</a></p> <p>Watch videos and complete activities.</p>	<p><b><u>PSHE/Arts</u></b> What do you do to relax?</p> <p>Create your own ‘relax cards’ so the next time you need to relax, you can pick a card and do it!</p>
<p style="text-align: center;">Share a book every day</p> <p style="text-align: center;">Here are some antiracism and diversity books to share. Just click on the link below.</p> <p style="text-align: center;"><a href="https://docs.google.com/presentation/d/1fwehgHbjecZJOmmo7MqCz_pdlF6dOZFAdJeKD0QH800/mobilepresent?fbclid=IwAR2-UgvJSmu5oEqLTo4fffY5sdOllkcgRblog7MWp6raDGf7LYmp5PcgpY&amp;slide=id.p">https://docs.google.com/presentation/d/1fwehgHbjecZJOmmo7MqCz_pdlF6dOZFAdJeKD0QH800/mobilepresent?fbclid=IwAR2-UgvJSmu5oEqLTo4fffY5sdOllkcgRblog7MWp6raDGf7LYmp5PcgpY&amp;slide=id.p</a></p>				