






Week 13 Letters, stripes and spots!

Week 13. Y1	Monday	Tuesday	Wednesday	Thursday	Friday
<p>English</p> <p>Letters</p>	<p>What is your favourite colour?</p> <p>Can you finish the sentence?</p> <p>My favourite colour is because.....</p> <p>Now listen to 'The Day the Crayons Quit' https://www.youtube.com/watch?v=489micE6eHU</p> <p>What do you notice about the style of writing?</p> <p>The story is told through the letters the crayons wrote! Which letter did you like best?</p> <p>Phonicsplay.com Choose a game from Phase 2 - 5</p>	<p>'The Day the Crayons Quit' https://www.youtube.com/watch?v=489micE6eHU</p> <p>What did the crayons say? Can you write one sentence for each crayon in each of the speech bubbles?</p>  <p>(There is a larger copy of this writing frame on the at the bottom of the Home Learning Grid)</p> <p>Phonicsplay.com Choose a game from Phase 2 - 5</p>	<p>Choose your favourite crayon from the story.</p> <p>Can you write a reply to that crayon, telling them why you like them, what you use them for and why they shouldn't quit?</p>  <p>You could use a writing frame like this one on the last page of the Home Learning Grid.</p> <p>Phonicsplay.com Choose a game from Phase 2 - 5</p>	<p>Hopefully you got the postcard that the teachers sent you in May. Have you ever written a postcard?</p> <p>Listen to 'The Day the Crayons Came Home' https://www.youtube.com/watch?v=XKmJ2NRhcg</p> <p>Can you write a postcard to a friend or relative telling them what you have been doing during your time at home. You could read it to them or even post it.</p> <p>Remember to write who it is to and who it is from!</p> <p>Phonicsplay.com Choose a game from Phase 2 - 5</p>	<p>Remember the letter the teachers sent you in April.</p> <p>Could you write a letter to your teacher telling them what you and your family have been doing?</p> <p>If you want to you could post it or email it to homelearning@markeaton.derby.sch.uk</p> <p>We look forward reading your letters.</p> <p>Phonicsplay.com Choose a game from Phase 2 - 5</p>

Week 13 Letters, stripes and spots!

<p>Maths <u>Doubling, and Halving</u></p>	<p>Doubling. Watch BBC bitesize https://www.bbc.co.uk/bitesize/articles/zqps2v4 Then complete Activity 1.</p>	<p><u>Education City</u> Doubling - Double the Fun! What is double 2? What is double 4? What is double 8? What is double 16? Can you do anymore? How far can you go?</p>	<p>What is a half of something? Watch BBC bitesize – ‘What are fractions?’ https://www.bbc.co.uk/bitesize/topics/z3rbg82/articles/zq2yfrd Can you cut/split something in half? e.g. a biscuit How many equal pieces did you make? Remember when you halve something you get 2 equal sized halves. Think about</p> <div data-bbox="1077 829 1417 1114" style="border: 1px solid green; border-radius: 50%; padding: 10px; width: fit-content; margin: 10px auto;"> <p>Can you halve 3, 5 or 7 hard plastic buttons? Why not?</p> </div>	<p>Halving – BBC bitesize Game – ‘Karate Cats Maths’ Sharing a number into two groups. https://www.bbc.co.uk/games/embed/karate-cats-2?exitGameUrl=https%3A%2F%2Fbbc.co.uk%2Fbitesize%2Farticles%2Fz4ssc <u>w</u> Can you try halving numbers?</p> <p style="text-align: center;">Halving diagrams <small>Use cubes to find the halves of the amounts below. Remember to divide them into two groups.</small></p> <div style="display: flex; justify-content: space-around; align-items: center;"> <div style="text-align: center;"> <p>6</p> </div> <div style="text-align: center;"> <p>2</p> </div> <div style="text-align: center;"> <p>10</p> </div> </div> <div style="display: flex; justify-content: space-around; align-items: center; margin-top: 10px;"> <div style="text-align: center;"> <p>8</p> </div> <div style="text-align: center;"> <p>12</p> </div> <div style="text-align: center;"> <p>14</p> </div> </div> <div style="text-align: center; margin-top: 10px;"> <p>Half of 4 is</p> <p>Half of 14 is</p> </div> <p>(You could use his sheet is at the bottom of the Home Learning grid).</p>	<p><u>Education City</u> Doubling - Seeing Spots!</p>
---	---	---	---	---	---

Week 13 Letters, stripes and spots!

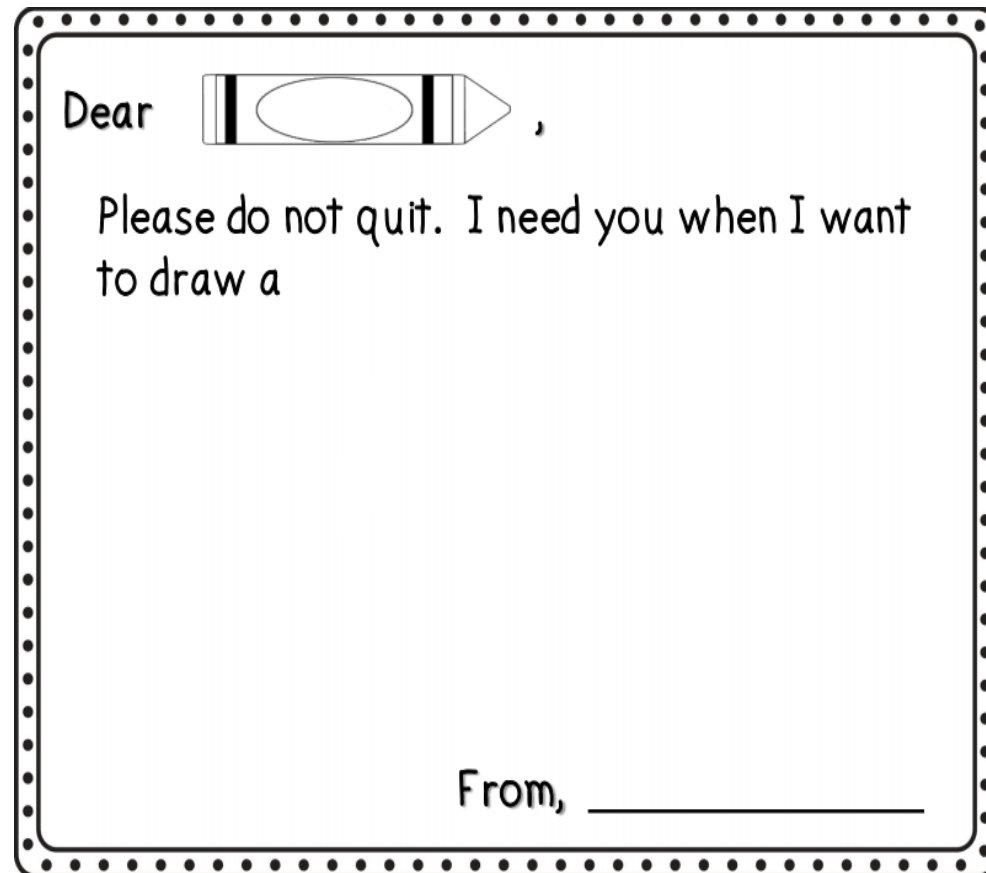

<p>Topic/ Science</p> <p><u>Guess it! Patterns in nature</u></p>	<p><u>Guess it game</u></p> <p>Look at https://explorify.wellcome.ac.uk/en/activities/zoom-in-zoom-out/prickly-and-spiky Can you guess what these prickles are on?</p> <p>Now can you guess what these markings are on? https://explorify.wellcome.ac.uk/en/activities/zoom-in-zoom-out/grey-and-black</p> <p>Can you research why some animals have patterns on them?</p>	<p><u>Guess it game</u></p> <p>Can you guess what these lines are on? https://explorify.wellcome.ac.uk/en/activities/zoom-in-zoom-out/feathery-friend</p> <p>Can you guess who is camouflaged? https://explorify.wellcome.ac.uk/en/activities/zoom-in-zoom-out/confusing-camouflage</p>	<p><u>Guess it game</u></p> <p>Can you guess what it is? https://explorify.wellcome.ac.uk/en/activities/zoom-in-zoom-out/super-succulent</p>	<p><u>Guess it game</u></p> <p>Can you guess what these lines are on? https://explorify.wellcome.ac.uk/en/activities/zoom-in-zoom-out/rugged-ridges</p> <p>Can you guess what the strange stripes are on? https://explorify.wellcome.ac.uk/en/activities/zoom-in-zoom-out/strange-stripes</p>	<p><u>Guess it game</u></p> <p>Can you guess who is https://explorify.wellcome.ac.uk/en/activities/zoom-in-zoom-out/creature-comforts</p>
<p>PSHE/Art</p> <p><u>Stripes and Spots</u></p>	<p>Have you ever had spots? <u>Watch - Milly and Molly, 'Stripes and Spots'.</u> https://www.youtube.com/watch?v=57zDQ7iyZdM</p> <p>What type or party did Milly want? How did Milly feel when she got spots? How did Molly help her friend? How did Milly feel at the end</p>	<p>We've looked at butterfly life cycles and feeders.</p>  <p>One of my favourite butterflies is this African Pansy because it has stripes and spots!</p>	<p>What stripes and spots can you find? Can you copy them or take photos of them. Maybe you could use them to make your own <u>Guess It</u> game and test your family?</p>	<p>Choose your favourite animal, flower or natural pattern and copy it.</p> <p>Why did you choose it? Could you change the colours of the pattern? How could you use your new animal inspired print?</p> 	<p>Can you guess what this stripy and spotty animal is?</p>  <p>The answer is on the last page!</p>

Week 13 Letters, stripes and spots!

	of the story? How could you help someone who is feeling sad or needs help?	Choose your favourite butterfly and copy its beautiful patterns.			Use your imagination to create a stripy and spotty creature? What would you call it?
--	---	--	--	--	--

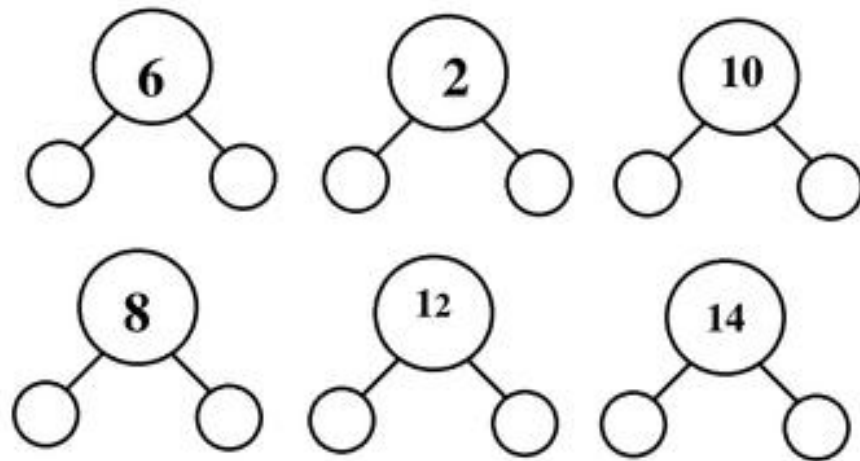
Week 13 Letters, stripes and spots!

You can use these writing frame ideas.




Halving diagrams

Use cubes to find the halves of the amounts below. Remember to divide them into two groups.



Half of 4 is



Half of 14 is

Answer to the stripy and spotty animal.

It is an Okapi!